STATISTICAL REPORT

February 2023

1.9%
increase in total OTC ISINs from Jan'22 to Feb'23

The Derivatives Service Bureau is a global numbering agency for OTC derivatives serving the needs of market participants through the fully automated generation of International Securities Identification Numbers (ISINs), the Classification of Financial Instruments (CFI) and Financial Instrument Short Name (FISN), all globally recognised and adopted ISO standards for identifying, classifying and describing financial instruments.

The DSB would also be the Unique Product Identifiers (UPIs) provider for over-the-counter (OTC) derivatives to enable global regulatory authorities to aggregate data on OTC derivatives transactions to help assess systemic risk. The DSB has been mandated by the Financial Stability Board in 2019 as the sole service provider for the future UPI system, performing the function of the issuer of UPIs and operator of the UPI reference data library.

97,597,588
Unique ISINs created

109,090,151
Total searches

Created ISINs MoM change by asset class Feb '23 vs Jan '23

Commodities 1.3%
FX 1.1%
Credit 6.3%
Rates 2.0%
Other 0.1%
Equity 2.2%



Highlights

- **Commodities**: Forwards represent almost 38% of all created volume for this month, with Multi Exotic Options having the highest MoM % increase (2.8%).
- **Credit**: Corporate SN CDS represent 94% of all created volume for this month and Non Standard instruments had the highest MoM% increase (19.7%). However, the total OTC ISINs created for this instrument remain relatively low.
- **Equity**: Price Return Basic Performance Single Name instruments represent almost 57% of the total OTC Equity Derivatives created this month. Parameter Return Volatility Basket instruments saw the most significant MoM % change (6.5%). However, the total OTC ISINs created for this instrument remain relatively low.
- **FX**: FX Swaps represent 72% of this month's created OTC FX volume while Non Deliverable FX Swaps had the highest MoM % increase (2.5%).
- **Rates**: Fixed Float Swaps represent 32% of the total Rates OTC ISINs created this month. Inflation Basis Swaps saw the highest % MoM increase (4.7%). However, the total OTC ISINs created for this instrument remain relatively low.
- **Other**: OTC ISINs for instrument type "Other" jumped by 0.1% MoM, with an increase in all three types of instruments in this category.
- The number of searched OTC ISINs increased slightly this month. The total number of search requests still exceeds the number of ISINs created for a 20th month since the launch of the DSB's OTC ISIN and CFI service.
- The table that follows this infographic provides an instrument level view of the total number of OTC ISINs created for each instrument, and the month-on-month change.

ISINs created Feb'22 VS Feb'23

Equity ▲ 11.1%	**FX** ▼ 21.0%
Commodities ▲ 2.6%	**Credit** ▲ 426.6%
Rates ▲ 3.5%	**Other** ▼ 97.1%

Created DSB ISINs-Monthly Trend

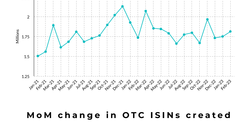

MoM change in OTC ISINs created

Jan 2023 ▲ 1.9%

Feb 2023 ▲ 1.9%

DSB OTC ISINs Search Trends YTD (Feb '23)

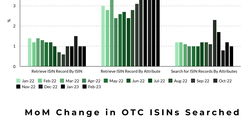

MoM Change in OTC ISINs Searched

Jan 2022 ▲ 3.0%

Feb 2023 ▲ 3.0%

OTC ISIN Searches-Monthly Trend

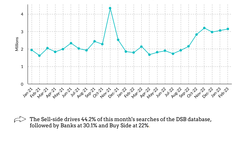

The Sell-side drives 44.2% of this month's searches of the DSB database, followed by Banks at 30.1% and Buy Side at 22%.

% of Searches per Organisation type for Feb'23

OTC ISINs created by institution type

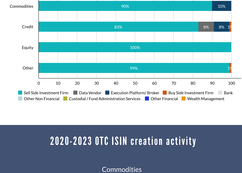

2020-2023 OTC ISIN creation activity

Commodities

Credit

Equities

FX

Rates

Other