STATISTICAL REPORT

March 2023

2.0%
Increase in total OTC ISINs from Feb'22 to Mar'23

The Derivatives Service Bureau is a global numbering agency for OTC derivatives serving the needs of market participants through the fully automated generation of unique identifiers for financial instruments (ISIN), maintenance, the Classification of Financial Instruments (CFI) and Financial Instrument Short Name (FISN), all globally recognised and adopted ISO standards for identifying, classifying and describing financial instruments.

The DSB would also be the Unique Product Identifiers (UPIs) provider for over-the-counter (OTC) derivatives to enable global regulatory authorities to aggregate data on OTC derivatives transactions to help assess systemic risk. The DSB was designated by ANNA as the ANNA UPI Service in 2019 as the sole service provider for the future UPI system, performing the function of the issuer of UPIs and operator of the UPI reference data library.

99,561,941
Unique ISINs created

112,371,614
Total searches

Created ISINs MoM change by asset class Mar '23 vs Feb '23

Commodities **1.4%**

FX **1.3%**

Credit **1.6%**

Rates **2.3%**

Other **0.1%**

Equity **2.3%**

Highlights

- **Commodities**: Forwards represent almost 44% of all created volume for this month, with Multi Exotic Options having the highest MoM % increase (6%).
- **Credit**: Corporate SN CDS represent 81% of all created volume for this month and ABS Swaps had the highest MoM% increase (2.5%). However, the total OTC ISINs created for this instrument remain relatively low
- **Equity**: Price Return Basic Performance Single Name instruments represent almost 94% of the total OTC Equity Derivatives created this month. Price Return Basic Performance Basket CFD instruments saw the most significant MoM% change (33.3%). However, the total OTC ISINs created for this instrument remain relatively low.
- **FX**: FX Swaps represent 72% of this month's created OTC FX volume while Non Deliverable FX Swaps had the highest MoM % increase (2.6%).
- **Rates**: Fixed Float Swaps represent 32.5% of the total Rates OTC ISINs created this month. Inflation Basis YoY Swaps saw the highest % MoM increase (6.3%).However, the total OTC ISINs created for this instrument remain relatively low.
- **Other**: OTC ISINs for instrument type "Other" jumped by 0.1% MoM, with an increase in all three types of instruments in this category
- The number of searched OTC ISINs increased slightly this month. The total number of search requests still exceeds the number of ISINs created for a 20th month since the launch of the DSB's OTC ISIN and CFI service.
- The table that follows this infographic provides an instrument level view of the total number of OTC ISINs created for each instrument, and the month-on-month change.

ISINs created Mar'22 VS Mar'23

Equity ▼ 0.5%	**FX** ▼ 25.9%
Commodities ▼ 2.7%	**Credit** ▼ 41.5%
Rates ▲ 4.4%	**Other** ▼ 96.7%

Created DSB ISINs-Monthly Trend

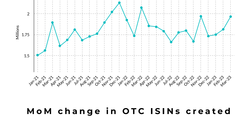

MoM change in OTC ISINs created

Feb 2023 ▲ 1.9%

Mar 2023 ▲ 2.0%

DSB OTC ISINs Search Trends (Mar '23)

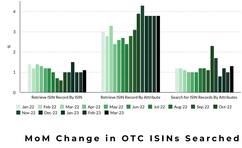

MoM Change in OTC ISINs Searched

Feb 2022 ▲ 3.0%

Mar 2023 ▲ 3.0%

OTC ISIN Searches-Monthly Trend

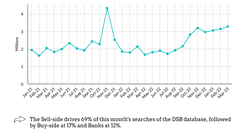

The Sell-side drives 69% of this month's searches of the DSB database, followed by Buy-side at 17% and Banks at 12%.

% of Searches per Organisation type for Mar'23

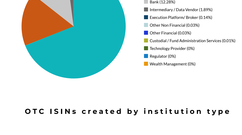

OTC ISINs created by institution type

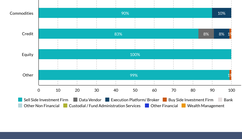

2020-2023 OTC ISIN creation activity

Commodities

Credit

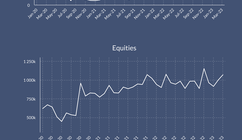

Equities

FX

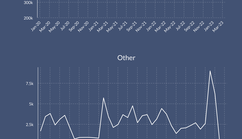

Rates

Other